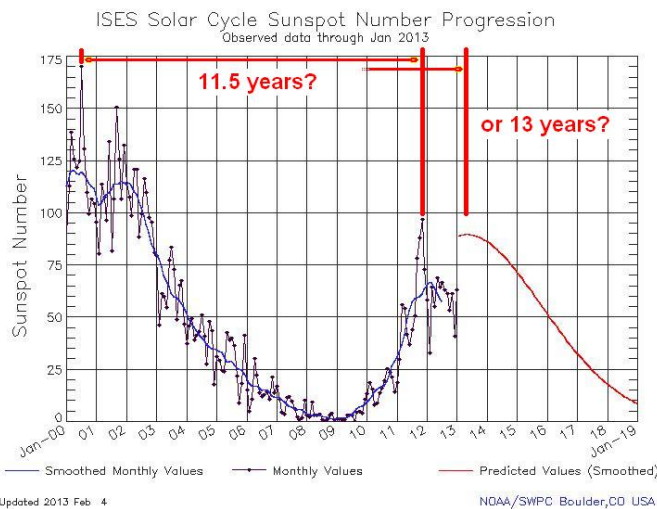
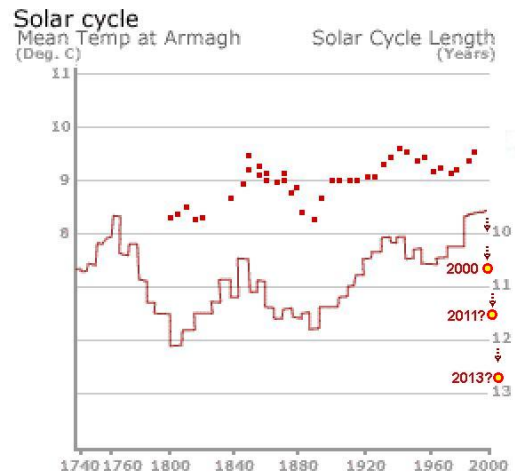


is this really just another oscillation?

The heavily burdened workers of earth have been plundered many times over by the passengers favoured of political elites. Most passengers are small-time opportunistic feeders on the public purse, not the financial elites who feed constantly at that trough. How many billions of Euro in worker taxes were handed over to study man-made-global-warming and later variants like *climate-change*? Most of us purchase on the basis of *value-for-money*. The disbursers of worker-tax-receipts seem to value only the patronage of opportunistic feeders, large and small. One day, their feast will be brought to an end, one way or another. Until then, we are being force-fed more counter-productive twaddle along with new taxes. The solar cycle and sunspot peaks are well documented; the years that pass between sunspot maximums show a direct relationship to warming and cooling trends in ground temperatures. This chart covers over 200 years of correlative data from the Armagh Observatory in Ireland.¹ And yet the passengers feeding at the trough of taxpayer money deny the obvious about solar cycles and support yet more taxes for workers to pay in one form or another while the twaddle gets only deeper.² The last two solar cycle intervals of around 10.7 and 11.5 years are already showing up in cooler ground data when correctly measured. As another round of global cooling gets underway, I must ask *is this really just another oscillation?*



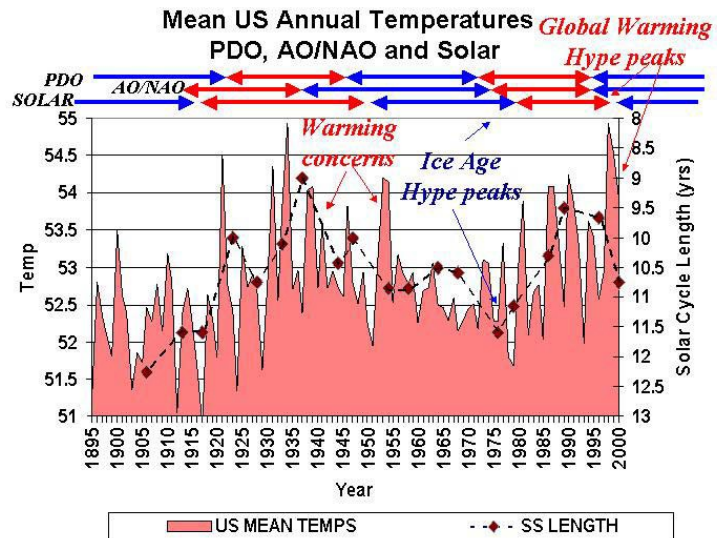
The latest oscillation of global warming shown above ended more than a decade ago when the span between sunspot peaks moved sharply back toward the high end of the range. The sunspot maximum of 2011 at left³ shows 11.5 years between maximums. This quiet cycle could yet see a higher sunspot peak in 2013, but that means 13 years between maximums, a more compelling indicator that a pronounced cooling trend is well underway for earth's future.

¹ underlying chart from <http://news.bbc.co.uk/2/hi/science/nature/1045327.stm> posted in Nov2000, three data points added. Dr John Butler, astronomer in charge of archives, said "*I suspect that the greenhouse lobby have under-estimated the role of solar variability in climate change*".

² the intergovernmental panel on climate change (IPCC) is tasked by the UN to assess the risk of climate change caused by human activity. They deprecate all who opine that human activity is completely dwarfed by the solar cycle. While I do not favour indiscriminate pollution, I abhor lies. The total cost of these passengers and their lies about our climate may soon include a horrific backlash that may undermine all legitimate conservation efforts of honest people. That is the bigger tragedy.

³ [update] I check charts <http://www.swpc.noaa.gov/products/solar-cycle-progression> and an update to my annotated 4-Feb-2013 chart would show the peak actually was early 2014, thus a 13-1/2 year span!

With easily available data, we could view the warming and cooling trends related to Pacific and Atlantic ocean currents along with the temperatures between those oceans and plot solar cycle lengths. This graph, while rather dated, clearly shows us ... when the factors for warming or cooling do align, we indeed find warming or cooling along with the societal hype near the end of each phase.



Does any of this really


matter? Perhaps more than it seems. The *Little Ice Age* corresponded to the Maunder Minimum during which agricultural production fell and many starved or migrated due to famines.⁴ Are our modern societal methods of coping with catastrophes now more than corrupted illusions of response? Are modern reactions to natural migrants fleeing from calamity at all welcoming? The Book of Revelation indicates that Asia will one day march the largest part of several gathered armies - totaling 200 million men - toward the Middle East.⁵ That was not numerically possible a century ago. Today there are perhaps 50 million 'excess' males coming of age in each of China and India. War chests and armaments are growing. The many skirmishes being staged and stage-managed around Asia are boisterous but giving way to something else. Expect Asia to grow soon into a few trading blocks that jointly cover more than half the world's population. I expect a future famine will be one Primary trigger for the Asian army to march to the Euphrates. Modern agriculture requires increasing amounts of fertilizer. Mass starvation overturns societies. I expect the earth's financial and political elites to be trodden underfoot when the harshest military elites in earth's history grab the reins.

Okay, okay. So, perhaps we will really see a brief cooling and then warming once again? a nice comforting moderation? But I ask myself ... *is this really just another oscillation?* A very steep change in cycle spans? A very quiet cycle this time around as we head toward a solar grand minima? The Asian army formations, complete with banners and rhetoric, are no longer hard to imagine. The global warmers are in denial and elites asleep at the trough. We could easily be heading into famines worldwide. Will the ex-global-warmers apologise, return our money, and start preparing real seed-stocks for real village greenhouses? Of course not, they are all drunk! As King Solomon the Wise once lamented, *what is crooked will not be straightened, what is lacking cannot be numbered.*⁶ He might have even had such a modern brood of vipers in mind. It seems the Great Day of Divine Intervention cannot be so far off. Preparing my family and local village for whatever lies ahead seems more urgent than ever.

a migrant labourer

*hoping for warmer mornings in the hills of East Asia
Chinese New Year, 10th February, 2013*

*** this posting is part of the book ...Delta... updated slightly for issue in 2015 with ... Three Briefs ...

 This work is © non-commercial, share alike. For my fellow students, this is not to deter you. I request you to freely use and improve upon these writings as you pass along your own to others, without need to mention me. Find a way to leave me a message if you wish to at www.primeconcord.info.

⁴ see [http://en.wikipedia.org/wiki/Great_Famine_of_Estonia_\(1695%E2%80%931697\)](http://en.wikipedia.org/wiki/Great_Famine_of_Estonia_(1695%E2%80%931697))

⁵ see Revelation 9:16. Young's Literal Translation says the army numbers "two myriad of myriads" where a myriad represents 10,000.

⁶ see Ecclesiastes 1:15